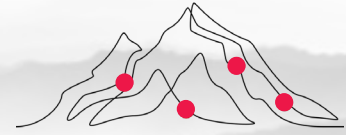


# Mountain Hubs in Switzerland

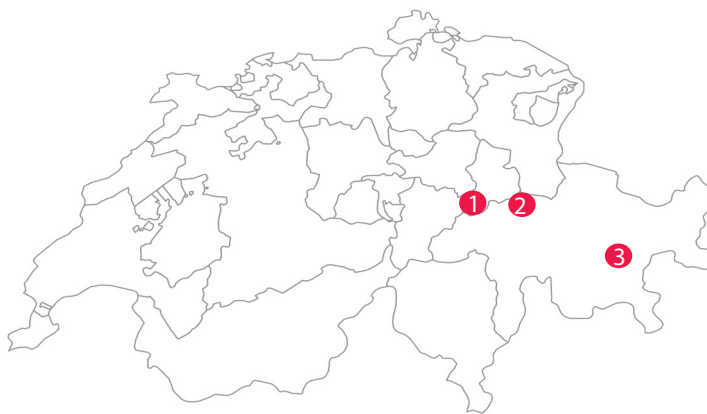
## New Cores in Peripheries?

Research project of the University of Bern funded by SNSF (duration: 11/2023-11/2027)



**Mountain Villages.** In the Swiss mountain regions, communities grapple with emigration and demographic changes. New projects, which we call «Mountain Hubs», have emerged in response to these challenges. These «Mountain Hubs» address essential aspects of daily life, including housing and healthcare, while catering to the evolving nature of work, such as teleworking, in the knowledge society. They provide space for companies, artists, and innovations. Additionally, «Mountain Hubs» facilitate work in peripheral areas, allowing individuals to benefit from the amenities of mountain regions—such as leisure activities and natural surroundings—far removed from urban areas. We delve into this development by examining three case studies within the Swiss mountain regions.

### Case Studies.

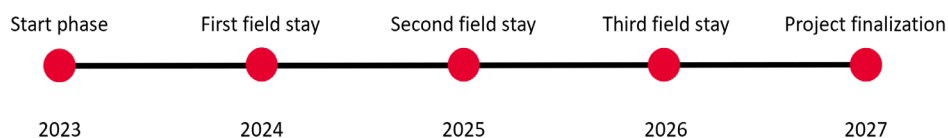


**Hubs.** These are defined as central places that combine different aspects of life (mobility, work, etc.), connect people, and promote interaction. «Hubs» were researched in rural areas. It is currently unclear to what extent they act as new centers in peripheral areas. Our study examines three projects in the cantons of Glarus and Grisons in the Swiss mountain region.

- 1 Linthpark Glarus Süd
- 2 surselva impact lab
- 3 InnHub La Punt

**Project.** We are exploring the current status quo of «Mountain Hubs» in three villages. Through several field visits, we aim to trace the socioeconomic effects and changes occurring over time. It remains to be seen to what extent these hubs are creating new centralities for local communities and entrepreneurs and how their development impacts the economic structures of mountain regions. The goal of this research is to gain a better understanding of «Mountain Hubs» and provide policy recommendations for future projects.

**Time frame.** As part of a longitudinal study, we are examining case studies over a period of four years from 2023 to 2027. The four-year funding period provided by the Swiss National Science Foundation allows for multiple data collections. The comparison of the «Mountain Hubs» and the use of both quantitative and qualitative methods enable a differentiated view to trace and explain the changes induced by «Mountain Hubs».



Economic Geography  
Institute of Geography & Center for  
Regional Economic Development (CRED)

Hallerstrasse 12 | 3012 Bern



Prof Dr Heike Mayer  
Project lead  
heike.mayer@unibe.ch



Ellena Brandner  
PhD student  
ellena.brandner@unibe.ch



<sup>b</sup>  
UNIVERSITÄT  
BERN